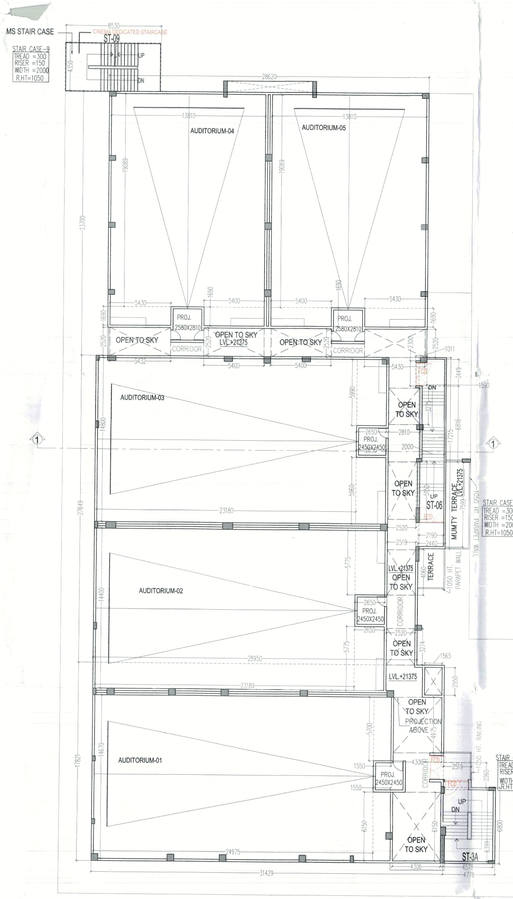

FIFTH FLOOR PLAN (PROJECTOR FLOOR)

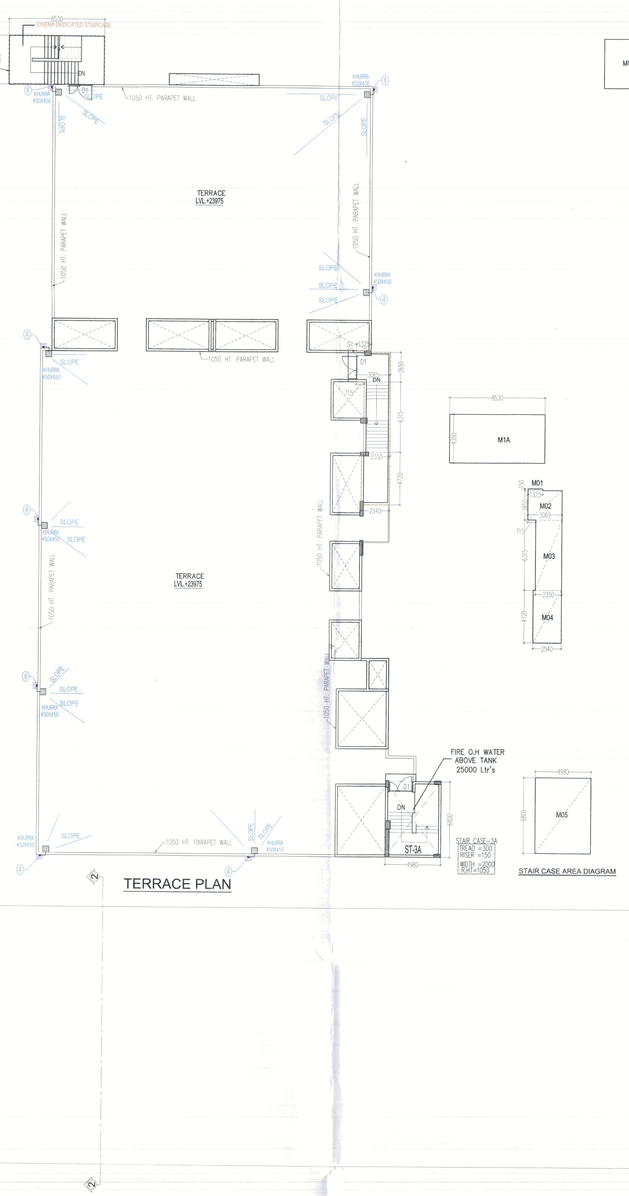

TERRACE PLAN

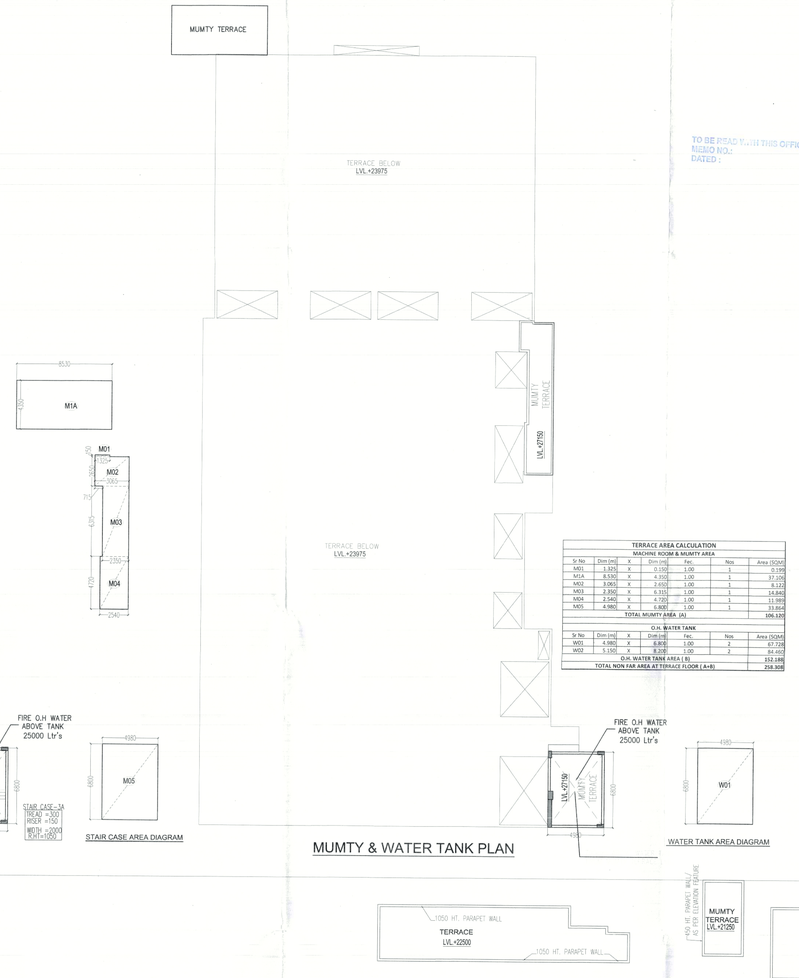

MUMTY & WATER TANK PLAN

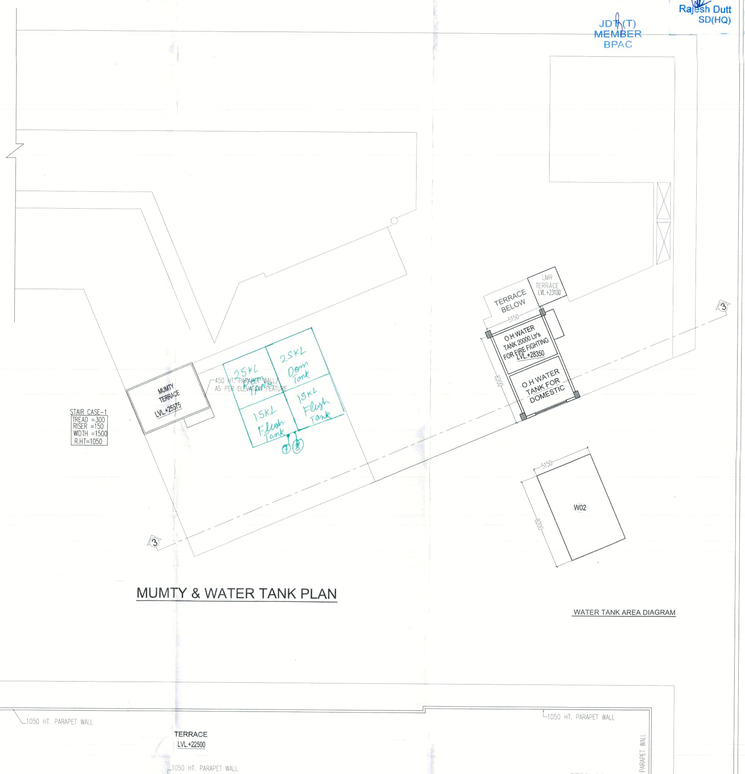

MUMTY & WATER TANK PLAN

This is a "PROVISIONAL BUILDING PLAN" approved only for the purpose of inviting objections from the general public

S.T.P.(HQ) Member Secretary B.P.A.C. — S.T.P.(G) Member B.P.A.C. — C.T.P.(HK) Chairman B.P.A.C.

DTP(HQ) — ATP(HQ)

AD — PA — ATP

Rajesh Dutt SD(HQ)

JD (T) MEMBER BPAC

STAIR CASE AREA DIAGRAM

WATER TANK AREA DIAGRAM

WATER TANK AREA DIAGRAM

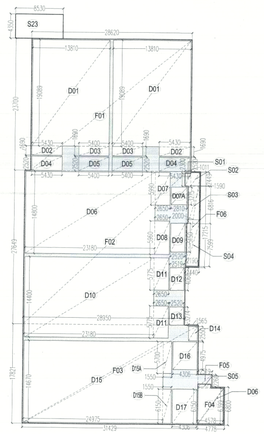

AREA DIAGRAM FIFTH FLOOR PLAN

TERRACE AREA CALCULATION						
MACHINE ROOM & MUMTY AREA						
Sr No	Dim (m)	X	Dim (m)	Fac.	Nos	Area (SQM)
M01	1.325	X	0.150	1.00	1	0.199
M1A	8.530	X	4.350	1.00	1	37.106
M02	3.065	X	2.650	1.00	1	8.123
M03	2.350	X	6.315	1.00	1	14.843
M04	2.540	X	4.720	1.00	1	11.989
M05	4.980	X	6.600	1.00	1	33.868
TOTAL MUMTY AREA (A)						106.128
O.H. WATER TANK						
Sr No	Dim (m)	X	Dim (m)	Fac.	Nos	Area (SQM)
W01	4.980	X	6.800	1.00	2	67.728
W02	3.150	X	8.200	1.00	2	64.402
O.H. WATER TANK AREA (B)						132.186
TOTAL NON FAR AREA AT TERRACE FLOOR (A+B)						238.308

FIFTH FLOOR AREA CALCULATION						
TOTAL COVD. AREA AT FIFTH FLOOR+ ADDITION AREA - DEDUCTION AREA						
ADDITION AREA						
Sr No	Dim (m)	X	Dim (m)	Fac.	Nos	Area (SQM)
F01	28.620	X	23.700	1.00	1	678.294
F02	28.950	X	27.648	1.00	1	800.439
F03	31.429	X	17.821	1.00	1	560.096
F04	4.778	X	6.800	1.00	1	32.490
F05	2.513	X	2.260	1.00	1	5.681
F06	2.440	X	17.215	1.00	1	42.005
S07	6.480	X	4.370	1.00	1	28.318
S08	5.150	X	8.200	1.00	1	42.230
S23	8.530	X	4.350	1.00	1	37.106
TOTAL ADDITION AREA (1)						2224.678
DEDUCTION AREA						
D01	13.850	X	19.090	1.00	2	527.268
D02	5.430	X	1.690	1.00	2	18.319
D03	5.400	X	1.690	1.00	2	18.252
D04	5.430	X	2.520	1.00	2	27.367
D05	5.400	X	2.520	1.00	2	27.216
D06	23.180	X	14.800	1.00	1	343.064
D07	2.650	X	5.990	1.00	1	15.874
D07	2.810	X	3.275	1.00	1	9.203
D08	2.650	X	5.960	1.00	1	15.794
D09	2.520	X	5.150	1.00	1	12.978
D10	23.180	X	14.400	1.00	1	333.792
D11	2.650	X	5.775	1.00	2	30.608
D12	2.520	X	4.060	1.00	1	10.231
D13	2.520	X	3.274	1.00	1	8.250
D14	1.565	X	2.550	1.00	1	3.991
D15	24.975	X	14.670	1.00	1	366.38
D15A	1.550	X	5.700	1.00	1	8.835
D15B	1.550	X	6.150	1.00	1	9.533
D16	4.306	X	4.975	1.00	1	21.422
D17	4.306	X	6.150	1.00	1	26.482
TOTAL DEDUCTION AREA (2)						1834.894
TOTAL COVERD AREA AT FIFTH FLOOR (A) + (1-2)						391.776
NON FAR AREA						
S01	1.011	X	2.300	1.00	1	2.325
S02	1.590	X	2.443	1.00	1	3.884
S03	2.000	X	6.816	1.00	1	13.632
S04	2.190	X	7.595	1.00	1	16.642
S05	2.289	X	0.715	1.00	1	1.637
S06	4.578	X	6.399	1.00	1	29.292
S07	6.480	X	4.370	1.00	1	28.318
S08	5.150	X	8.200	1.00	1	42.230
S23	8.530	X	4.350	1.00	1	37.106
TOTAL NON FAR AREA AT FIFTH FLOOR (B)						175.077
TOTAL FAR AREA AT FIFTH FLOOR (PROJECTOR ROOM) (C) = (A-B)						216.699

SCHEDULE OF OPENINGS

TYPE	WIDTH	HEIGHT	SILL HT.	LINTEL	FIRE RATED
W1	4500	1950	750	2700	–
W2	7000	1950	750	2700	–
W3	1500	1800	900	2700	–
W4	900	1800	900	2700	–
V1	1000	600	2100	2700	–
GL	GLAZING				
GL/D	2000	2700	–	2700	–
DWT	3295	2700	900	2700	–
D1	2000	2100	–	2100	–
D2	1800	2100	–	2400	–
D3	1500	2100	–	2100	–
D4	1200	2100	–	2100	–
D5	900	2100	–	2100	–
D6	750	2100	–	2100	–
D7	1050	2100	–	2100	–
FCD	2000	2100	–	2100	2 HR.
FCD1	1500	2100	–	2100	2 HR.
FCD2	1200	2100	–	2100	2 HR.
FCD3	3000	2100	–	2100	2 HR.
FCD4	2700	2100	–	2100	2 HR.
FCD5	900	2100	–	2100	2 HR.

NOTES

1. ALL BUILDING WILL BE MECHANICALLY VENTILATED WITH 100% POWER BACKUP.
2. THIS BUILDING WILL BE SPRINKLED AS PER NBC NORMS.
3. HANDICAP RAMP WITH RAILING

For MANISH BUILDWELL PVT. LTD. — Director — OWNER'S SIGN

GIAN P. MATHUR ARCHITECT B. Arch., M.C.A., F.I.A CA No. 80769 — ARCHITECT'S SIGN

PROJECT:–

REVISED BUILDING PLAN OF COMMERCIAL COLONY FOR THE AREA MEASURING 3.725 ACRES (LICENCE NO.28 DATED 24.06.2009) IN THE REVENUE ESTATE OF VILLAGE-MEWKA, SECTOR 91 , GURGAON, BEING DEVELOPED BY M/S MANISH BUILDWELL PVT. LTD.

(Internal) Service only subject to comments in in forwarding letter No. ..... Dt. .....

Superintending Engineer (HQ) for Director Town & Country Planner, Haryana

TITLE: FIFTH FLOOR & TERRACE PLAN

DRG.NO.-09

THIS DRAWING IS THE PROPERTY OF GIAN.P.MATHUR & ASSO.(P) LTD AND SHALL NOT BE USED,COPIED OR REPRODUCED WITHOUT THIER WRITTEN PERMISSION

ARCHITECTS & PLANNERS
GIAN P. MATHUR AND ASSOCIATES (P) LTD.
C - 55, East Of Kailash, New Delhi-110065
T : 46599599 | F 46599512
E : info@gpmindia.com I W : www.gpmindia.com

DEALT	R.S.	SCALE 1:200	DATE:– 18–SEPT.–2025	REV–0
CHKD	A.S.			